

ABBREVIATIONS OF ANNOTATION / KEY

DO or DBHO - Disabled Badge Holders Only Bay
 DU - Limited Waiting Dual Use Bay
 DYL - Double Yellow Line (NWAAT)
 GLC 5/05 - Item agreed at the Guildford Local Committee held in May 2005
 HR or HRS - Hour or Hours
 LW - Limited Waiting
 M or Mon - Monday
 Max - Maximum
 NL - No Loading (time specific)
 NLAAT - No Loading At Any Time
 NR - No Return
 NW - No Waiting (time specific)
 NWAAT - No Waiting At Any Time
 P&D - Pay & Display Bay
 Perm - Permit
 S or SAT - Saturday
 SYL - Single Yellow Line (NW time specific)

This map is reproduced from Ordnance Survey material with the permission of Ordnance Survey on behalf of the Controller of Her Majesty's Stationery Office. Crown Copyright. Unauthorised reproduction infringes Crown Copyright and may lead to prosecution or civil proceedings. Licence No. 100019625 2004



**SURREY
 COUNTY
 COUNCIL**

IN PARTNERSHIP WITH



DRAWING TITLE

**Proposed Amendments -
 Area H (part)**












SCALE **1 : 2500**

DATE **10/11/2005**

DRAWING No.

DRAWN BY

Key to Restriction Types Displayed

-  Permit D Holders Only
M-S 8.30am-6pm
-  LW 2hrs No Return 1hr M-S
8.30am-6pm or Permit I
-  LW 2hrs No Return 1hr M-S
8.30am-6pm or Permit C
-  LW 2hrs No Return 1hr M-S
8.30am-6pm or Permit H
-  LW 4hrs No Return 1hr M-S
8.30am-6pm or Permit H
-  Permit C Holders Only
Mon-Sat 8.30am-6pm
-  Disabled Badge
Holders Only
-  P & D Max. 2hrs M-S 8.30am-6pm
or Permit D
-  P & D Max. 30 Mins NR
1 HR M-S 8.30am-6pm
-  P & D Max. 2 Hrs
M-S 8.30am-6pm
-  P & D Max. 3 Hrs M-S
8.30am-6pm or Permit D